


感应电动机/2极高速型 INDUCTION MOTOR/2-PLES HIGH SPEED

6W~150W

□60mm □70mm □80mm □90mm



规格 / 连续额定 SPECS / CONTINUOUS RATING

型号Model 类型Type 圆轴型Round Shaft Type	输出功率 Output power W	电压 Voltage V	频率 Frequency Hz	电流 Current A	启动转矩 Starting Torque mN.m	额定转矩 Rated Torque mN.m	额定转速 Rated Speed r/min	电容器容量 Capacitor μ F
2IK6A-B	6	1ph110	50	0.18	35	22	2650	3
			60	0.20		18	3100	
2IK6A-D	6	1ph220	50	0.11	35	22	2650	0.8
			60	0.12		18	3100	
3IK15A-B	15	1ph110	50	0.38	65	54	2650	6
			60	0.40		46	3100	
3IK15A-D	15	1ph220	50	0.18	65	54	2650	1.5
			60	0.22		46	3100	
4IK25A-B	25	1ph110	50	0.55	90	90	2650	10
			60	0.65		77	3100	
4IK25A-D	25	1ph220	50	0.25	90	90	2650	2
			60	0.30		77	3100	
4IK25A-T	25	3ph220	50	0.20	220	88	2700	-
			60	0.15	185	75	3200	
4IK40A-BF	40	1ph110	50	0.80	120	147	2600	12
			60	0.85		123	3100	
4IK40A-DF	40	1ph220	50	0.40	120	147	2600	3
			60	0.45		123	3100	
4IK40A-TF	40	3ph220	50	0.27	350	147	2600	-
			60	0.22	300	123	3100	
5IK40A-B	40	1ph110	50	0.75	140	147	2600	10
			60	0.90		123	3100	
5IK40A-D	40	1ph220	50	0.38	140	144	2650	3
			60	0.40		120	3200	
5IK40A-T	40	3ph220	50	0.26	350	147	2600	-
			60	0.21	300	123	3100	
5IK60A-BF	60	1ph110	50	1.05	170	215	2650	15
			60	1.0		180	3200	
5IK60A-DF	60	1ph220	50	0.52	180	215	2650	4
			60	0.55		180	3200	
5IK60A-TF	60	3ph220	50	0.35	500	215	2650	-
			60	0.30	420	180	3200	

规格 / 连续额定 SPECS / CONTINUOUS RATING

型号Model 类型Type 圆轴型Round Shaft Type	输出功率 Output power W	电压 Voltage V	频率 Frequency Hz	电流 Current A	启动转矩 Starting Torque mN.m	额定转矩 Rated Torque mN.m	额定转速 Rated Speed r/min	电容器容量 Capacitor μ F
5IK90A-BF	90	1ph110	50	1.50	250	325	2650	25
			60	1.80		270	3200	
5IK90A-DF	90	1ph220	50	0.72	250	325	2650	6
			60	0.90		270	3200	
5IK90A-TF 5IK90A-TFT	90	3ph220	50	0.50	800	325	2650	-
			60	0.42	670	270	3200	
5IK120A-BF	120	1ph110	50	1.85	330	450	2650	30
			60	2.25		360	3200	
5IK120A-DF	120	1ph220	50	0.95	330	450	2650	8
			60	1.10		360	3200	
5IK120A-TF 5IK120A-TFT	120	3ph220	50	0.65	1000	450	2650	-
			60	0.50	900	370	3100	
5IK150A-BF	150	1ph110	50	2.50	400	540	2650	35
			60	2.85		450	3200	
5IK150A-DF	150	1ph220	50	1.20	400	540	2650	10
			60	1.52		450	3200	
5IK150A-TF 5IK150A-TFT	150	3ph220	50	0.85	1250	550	2600	-
			60	0.70	1100	460	3100	

种类 TYPE

电动机 MOTOR

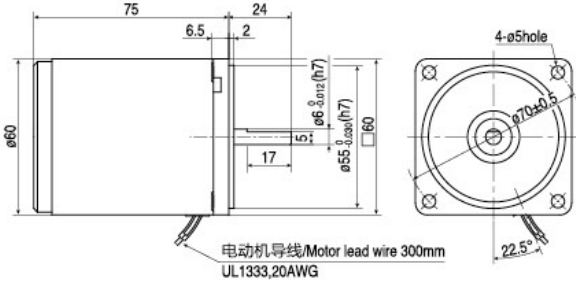
输出功率 Output Power	电压 Voltage	型号 Model
6W	1ph110VAC	2IK6A-B
	1ph220VAC	2IK6A-D
15W	1ph110VAC	3IK15A-B
	1ph220VAC	3IK15A-D
25W	1ph110VAC	4IK25A-B
	1ph220VAC	4IK25A-D
	3ph220VAC	4IK25A-T
40W	1ph110VAC	4IK40A-BF
	1ph220VAC	4IK40A-DF
	3ph220VAC	4IK40A-TF
40W	1ph110VAC	5IK40A-B
	1ph220VAC	5IK40A-D
	3ph220VAC	5IK40A-T

输出功率 Output Power	电压 Voltage	型号 Model
60W	1ph110VAC	5IK60A-BF
	1ph220VAC	5IK60A-DF
	3ph220VAC	5IK60A-TF
	3ph220VAC	5IK60A-TF
90W	1ph110VAC	5IK90A-BF
	1ph220VAC	5IK90A-DF
	3ph220VAC	5IK90A-TF
	3ph220VAC	5IK90A-TFT
120W	1ph110VAC	5IK120A-BF
	1ph220VAC	5IK120A-DF
	3ph220VAC	5IK120A-TF
	3ph220VAC	5IK120A-TFT
150W	1ph110VAC	5IK150A-BF
	1ph220VAC	5IK150A-DF
	3ph220VAC	5IK150A-TF
	3ph220VAC	5IK150A-TFT

外形图 (单位 mm) DIMENSIONS (Unit mm)

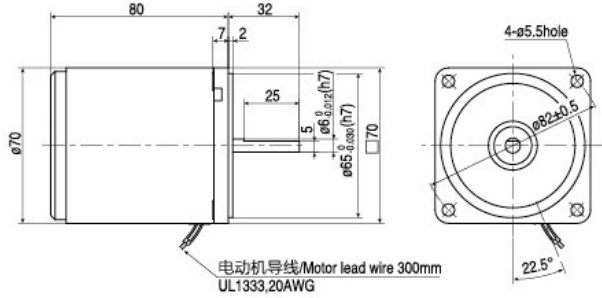
6W

电动机 Motor
2IK6A-B、2IK6A-D
重量 Weight: 0.65kg



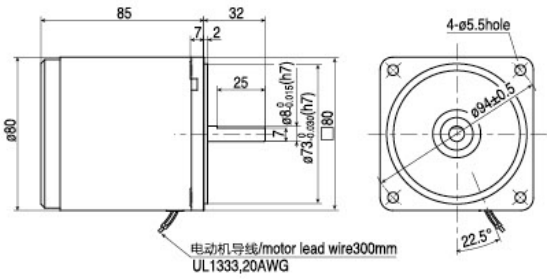
15W

电动机 Motor
3IK15A-B、3IK15A-D
重量 Weight: 0.90kg



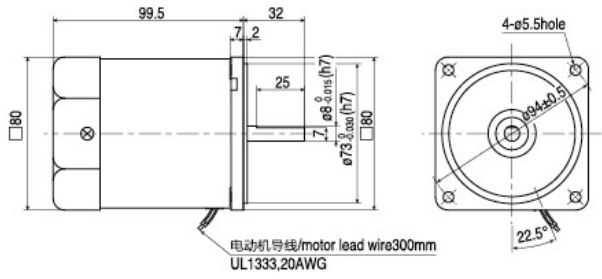
25W

电动机 Motor
4IK25A-B、4IK25A-D、4IK25A-T
重量 Weight: 1.4kg



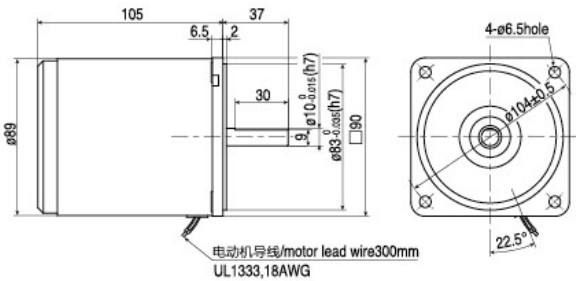
40W

电动机 Motor
4IK40A-BF、4IK40A-DF、4IK40A-TF
重量 Weight: 1.6kg



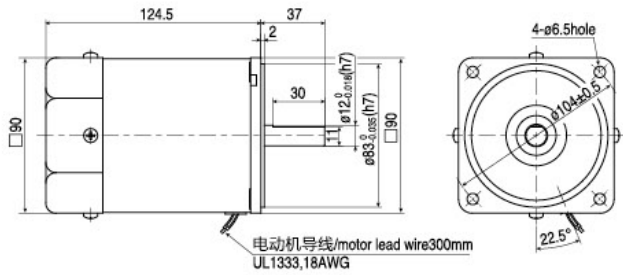
40W

电动机 Motor
5IK40A-B、5IK40A-D、5IK40A-T
重量 Weight: 2.0kg



60W

电动机 Motor
5IK60A-BF、5IK60A-DF、5IK60A-TF
重量 Weight: 2.4kg

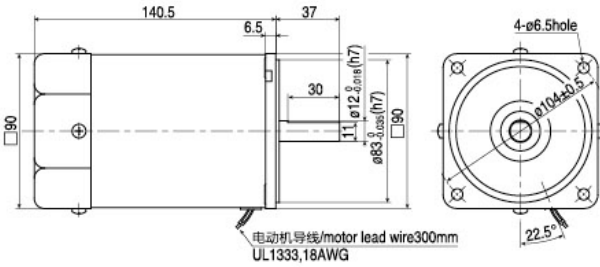


● 90W

电动机 Motor

5IK90A-BF、5IK90A-DF、5IK90A-TF

重量 Weight: 2.8kg



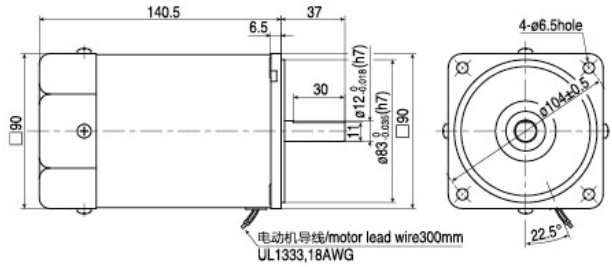
● 120W

电动机 Motor

5IK120A-BF、5IK120A-DF、5IK120A-TF

5IK150A-BF、5IK150A-DF、5IK150A-TF

重量 Weight: 3.0kg

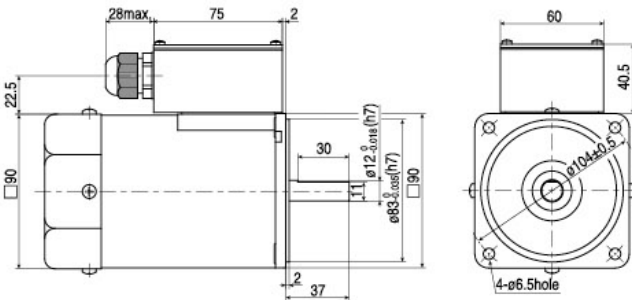


● 90W、120W、150W

电动机 Motor

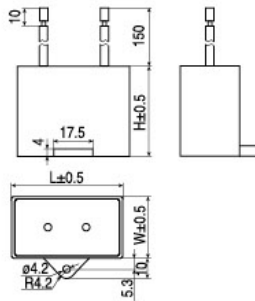
5IK90A-TFT、5IK120A-TFT、5IK150A-TFT

重量 Weight: 3.3kg



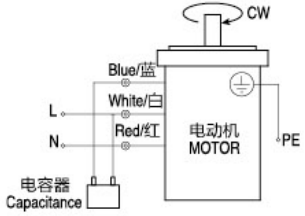
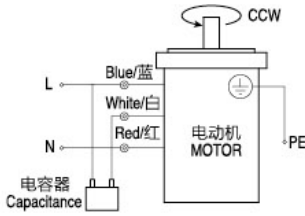
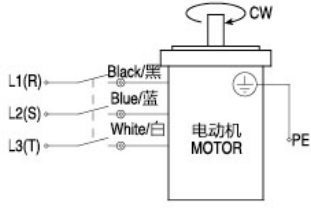
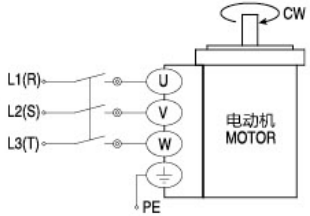
● 电容器外形尺寸 Formal Dimension of Capacitor

型号 Model	电容器型号 Capacitor Model	L	W	H
2IK6A-B	ZD30CFAUL	32	12	22
2IK6A-D	ZD08BFAUL	36	11	20
3IK15A-B	ZD60CFAUL	36	15	25
3IK15A-D	ZD15BFAUL	36	13	24
4IK25A-B	ZD100CFAUL	38	19	29
4IK25A-D	ZD20BFAUL	36	15	25
4IK40A-BF	ZD120CFAUL	47	17	31
4IK40A-DF	ZD30BFAUL	38	19	29
5IK40A-B	ZD100CFAUL	38	19	29
5IK40A-D	ZD30BFAUL	38	19	29
5IK60A-BF	ZD150CFAUL	47	20	31
5IK60A-DF	ZD40BFAUL	47	17	31
5IK90A-BF	ZD250CFAUL	59	30	42
5IK90A-DF	ZD60BFAUL	48	23	32
5IK120A-BF	ZD300CFAUL	59	30	42
5IK120A-DF	ZD80BFAUL	48	27	39
5IK150A-BF	ZD350CFAUL	59	30	42
5IK150A-DF	ZD100BFAUL	59	30	42



连接图 CONNECTION DIAGRAMS

- 运转方向指从电动机轴看来的方向。CW表示顺时针方向，CCW表示逆时针方向输入。
 - The direction of motor rotation is as viewed from the shaft end of motor.
- CW represents the clockwise direction, while CCW represents the counterclockwise direction.

1ph110V输入Input 1ph220V输入Input	3ph220V、380V输入Input	
	4IK25A-T、4IK40A-TF、5IK40A-T、5IK60A-TF、5IK90A-TF、5IK120A-TF、5IK150A-TF、	5IK90A-TFT、5IK120A-TFT、5IK150A-TFT、
<p>顺时针方向CW</p>  <p>逆时针方向CCW</p> 	<p>顺时针方向CW</p>  <p>逆时针方向CCW</p> <p>若对换R、S、T中任意二条，电动机作逆时针方向转动 To change the rotation direction change any two connections between R.S and T.</p>	<p>顺时针方向CW</p>  <p>逆时针方向CCW</p> <p>若对换R、S、T中任意二条，电动机作逆时针方向转动 To change the rotation direction change any two connections between R.S and T.</p>