

120W

□90mm



■ 装有减速器时的容许转矩 GEAR MOTOR-TORQUE TABLE

- 减速器·中间减速器另售。• 电动机型号的□中为表示带端子箱型的记号 (T)
- 减速器型号的□中为减速比的数值。• □色表示与电动机同一方向运转，其他则为相反方向。
- 转速是以电动机的同步转速 (50Hz: 1500r/min、60Hz: 1800r/min) 为基准除以减速比而算出来的数值。实际转速将随负载大小变化而比所示数值减少2%~20%左右。
- 希望以大于下表的减速比进行进一步减速时，可在电动机与减速器之间安装减速比为10的中间减速器。这时的容许转矩为20N·m。
- Gearhead and mid-gearbox can be sold separately.
- Enter the code that represents the terminal box type (T) in the box (□) within the model name. • Enter the gear ratio in the box (□) within the model name.
- The colored background □ indicates the same rotating direction of the motor while the rotating direction of others are opposite.
- The speed is calculated by dividing the motor's synchronous speed (50Hz: 1500r/min、60Hz: 1800r/min) by the gear ratio. The actual speed is 2%~20% less than the displayed value, depending on the size of the load.
- To reduce the speed beyond the gear ratio in the table, attach a mid-gearbox (gear ratio: 10) between the gearhead and motor. In that case, the permissible torque is 20N·m.

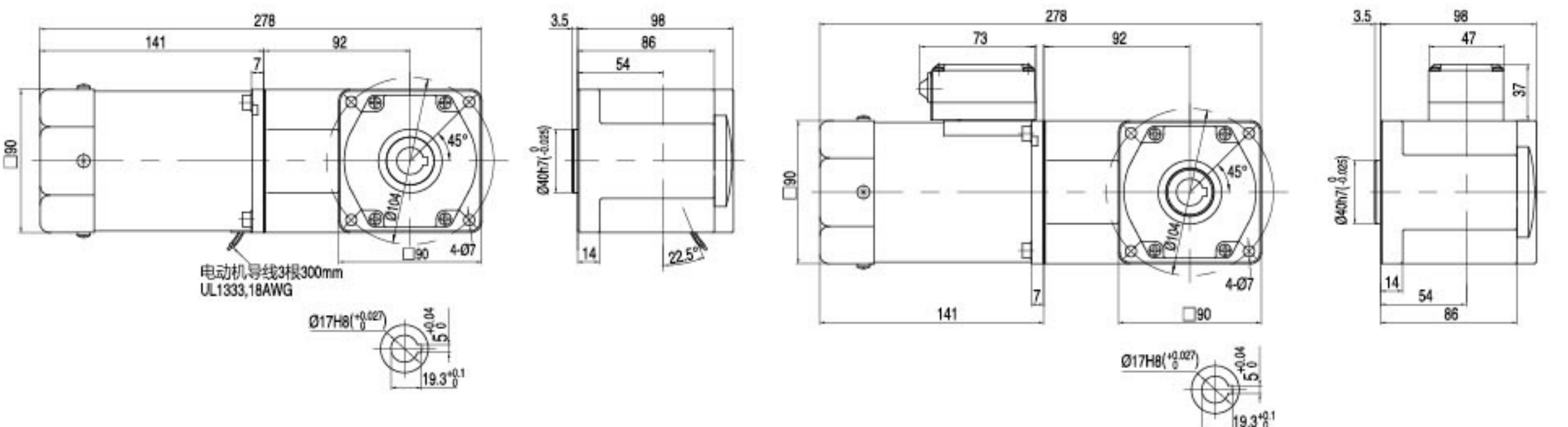
容许力矩单位 Allowance Torque Unit: 上段 Upside (N.m) /下段 Belowside (kgf.cm)

机型Type 电动机/减速器 Motor/Gearhead	减速比Gear Ratio	转速Speed r/min																					
		50Hz																					
		60Hz																					
5IK120GU-A□F 5IK120GU-E□F 5IK120GU-C□F 5IK120GU-H□F 5IK120GU-S□F	5GU□RC 5GU□RT	容许力矩 Allowance Torque		3	3.6	5	6	7.5	9	12.5	15	18	25	30	3.6	50	60	75	90	100	120	150	180
		50Hz		500	417	300	250	200	166	120	100	83	60	50	417	30	25	20	16	15	12	10	8
		60Hz		600	500	360	300	240	200	144	120	100	72	60	500	36	30	24	20	18	15	12	10
		60Hz		1.70	2.05	2.84	3.41	4.73	5.68	7.89	9.47	11.4	15.8	18.9	20.0	20.0	20.0	20.0	20.0	20.0	20.0	20.0	20.0
60Hz		17.4	20.9	29.0	34.8	48.3	58.0	80.5	96.6	116	161	193	200	200	200	200	200	200	200	200	200	200	
60Hz		1.37	1.65	2.29	2.75	3.82	4.58	6.36	7.64	9.16	12.7	15.3	16.5	20.0	20.0	20.0	20.0	20.0	20.0	20.0	20.0	20.0	
60Hz		14.0	16.8	23.4	28.0	39.0	46.7	64.9	77.9	93.5	130	156	168	200	200	200	200	200	200	200	200	200	

感应、可逆尺寸图 INDUCTION ,REVERSIBLE TYPE DRAWING

5IK120GU-AF/5GU□RC 5IK120GU-EF/5GU□RC 5IK120GU-CF/5GU□RC
5IK120GU-HF/5GU□RC 5IK120GU-SF/5GU□RC

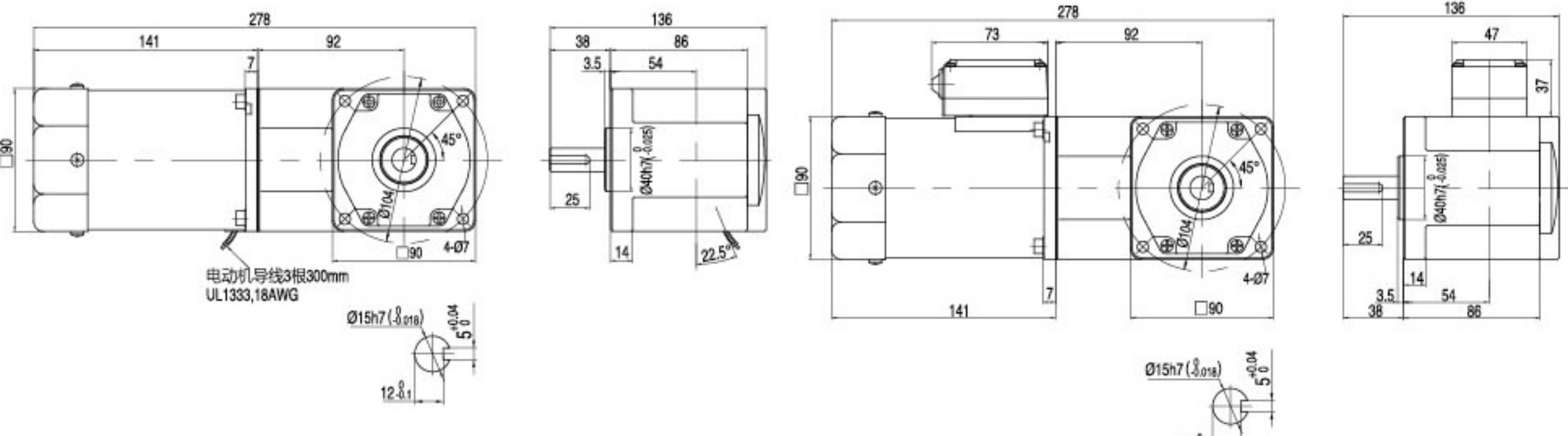
5IK120GU-ATF/5GU□RC 5IK120GU-ETF/5GU□RC 5IK120GU-CTF/5GU□RC
5IK120GU-HTF/5GU□RC 5IK120GU-STF/5GU□RC



感应、可逆尺寸图 INDUCTION ,REVERSIBLE TYPE DRAWING

5IK120GU-AF/5GU□RT 5IK120GU-EF/5GU□RT 5IK120GU-CF/5GU□RT
5IK120GU-HF/5GU□RT 5IK120GU-SF/5GU□RT

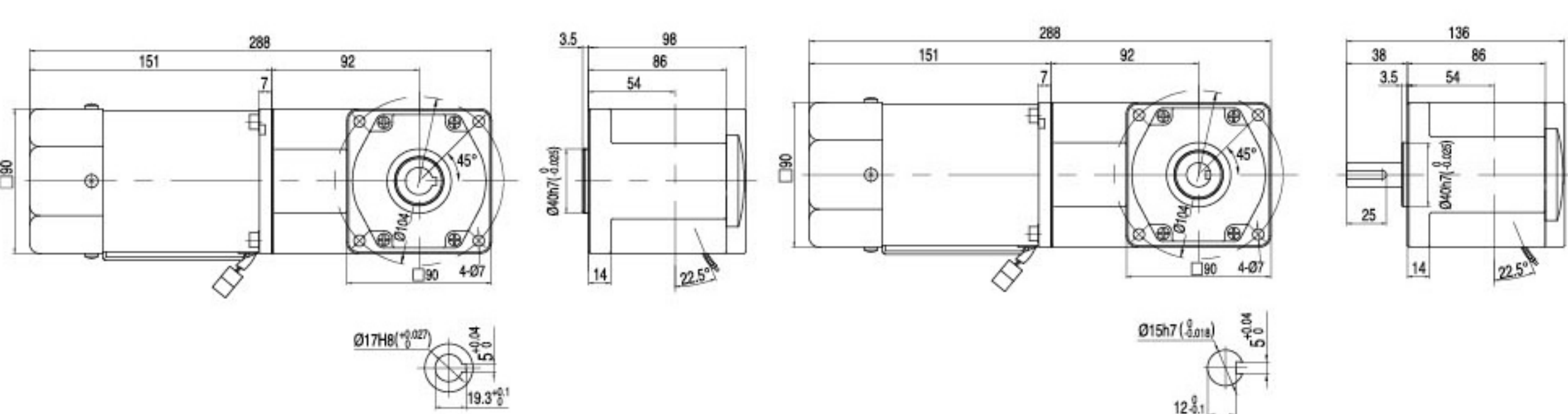
5IK120GU-ATF/5GU□RT 5IK120GU-ETF/5GU□RT 5IK120GU-CTF/5GU□RT
5IK120GU-HTF/5GU□RT 5IK120GU-STF/5GU□RT



调速尺寸图 SPEED CONTROL TYPE DRAWING

5IK120RGU-AF/5GU□RC 5IK120RGU-EF/5GU□RC
5IK120RGU-CF/5GU□RC 5IK120RGU-HF/5GU□RC

5IK120RGU-AF/5GU□RT 5IK120RGU-EF/5GU□RT
5IK120RGU-CF/5GU□RT 5IK120RGU-HF/5GU□RT



注：接插件配中大标准型调速器 Note: The connector is for ZD standard speed controller.

刹车尺寸图 BRAKE TYPE DRAWING

5RK120GU-AMF/5GU□RC 5RK120GU-EMF/5GU□RC 5RK120GU-CMF/5GU□RC
5RK120GU-HMF/5GU□RC 5IK120GU-SMF/5GU□RC

5RK120GU-AMF/5GU□RT 5RK120GU-EMF/5GU□RT 5RK120GU-CMF/5GU□RT
5RK120GU-HMF/5GU□RT 5IK120GU-SMF/5GU□RT

